

Name: _____ Date: _____


THIRD GRADE–SCIENCE (SCIENCE3_2)

1. About how long is a banana?

- A. 2 cm
 - B. 20 cm
 - C. 200 cm
 - D. 2000 cm
-

2.

Use the pictures below to answer this question.



large
maple
tree



small
maple
tree



large
dog




small
caterpillar

Which two living things are most alike?

- A. large maple tree and small maple tree
- B. small maple tree and small caterpillar
- C. small caterpillar and large dog
- D. large dog and large maple tree

3.





Use the grid below to answer this question.

	1	2	3	4
W				
X				
Y				
Z				

The flower on the grid is at

- A. X3.
- B. X1.
- C. W4.
- D. Y3.

4. Which should you use to look at a plant cell?

- A.  binoculars
- B.  telescope
- C.  microscope
- D.  magnifying glass

5. In what way are a chicken and a snake alike?

- A. They lay eggs.
 - B. They are reptiles.
 - C. They live underground.
 - D. They scratch for food.
-

6.

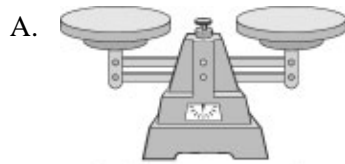
Use the graph below to answer this question.



According to the graph, which activity uses the MOST water?

- A. toilet flushing
- B. washing clothes
- C. washing dishes
- D. people bathing

7. Which instrument should you use to find out if water is about to boil?



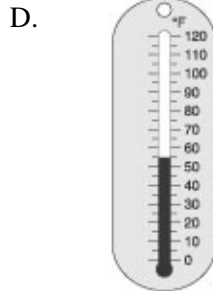
balance scale



stopwatch



ruler



thermometer

8. Where is the BEST place to find information about how fossils are formed?

- A. an encyclopedia or computer
- B. a map or globe
- C. a chart or graph
- D. a media center or lunchroom

9.

Use the chart below to answer this question.

Recycling Plastics		
Code	Original Plastics	New Products
1	soft-drink bottles	skis
2	milk jugs	trash cans
3	shampoo bottles	mud flaps on trucks

What can be made from recycled Code 1 plastic?

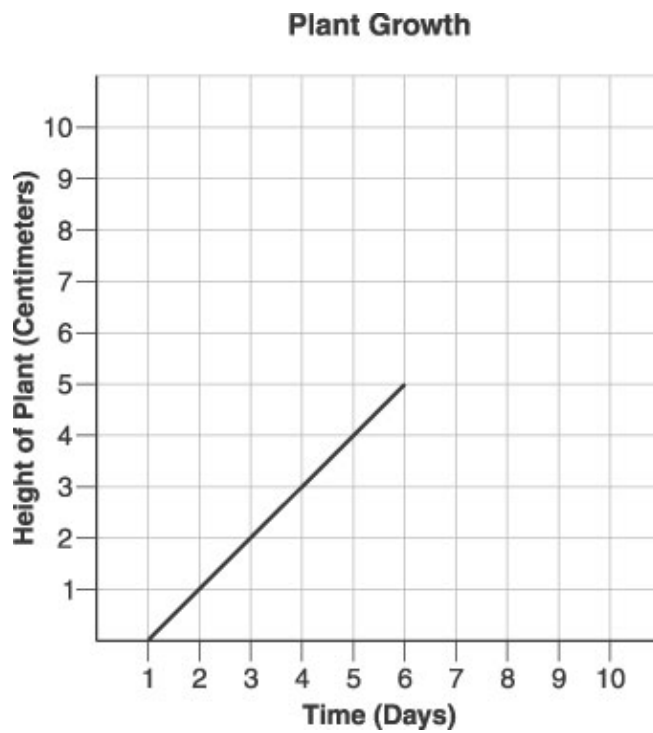
- A. skis
- B. soft-drink bottles
- C. milk jugs
- D. trash cans

10. Which tool tells the way the wind is blowing?

- A. barometer
- B. rain gauge
- C. thermometer
- D. weather vane

11.

Use the graph below to answer this question.



The graph shows HOW TALL a plant has grown. The plant was 2 centimeters tall on Day 3. How tall was it on Day 6?

- A. 4 centimeters
- B. 5 centimeters
- C. 6 centimeters
- D. 7 centimeters

12.

Use the table below to answer this question.

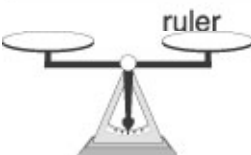
	Yearly Rainfall	Number of Trees
Area 1	25 cm	30
Area 2	75 cm	120
Area 3	100 cm	160


Which BEST tells about the data in the table?

- A. Trees need less than 25 cm of rain a year.
- B. Trees do not grow well in high rainfall areas.
- C. More trees grow where more rain falls.
- D. The most trees grow where there is 75 cm of rain a year.

13. Which should you use to see a human cell?

A. 

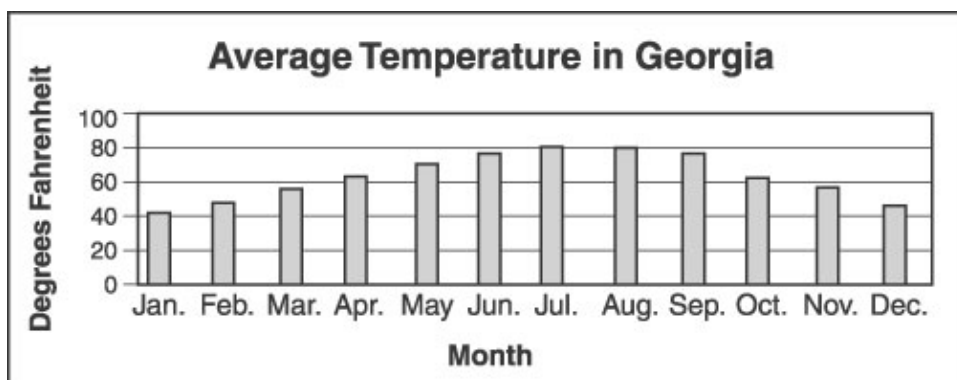
B. 

C. 

D. 

14.

Use the graph below to answer this question.



The graph shows temperatures in Georgia. When is the average temperature below 50°F?

- A. January and February only
- B. June, July, and August
- C. March and November only
- D. December, January, and February

15. Mary counted the number of seeds in different fruits and made this table.

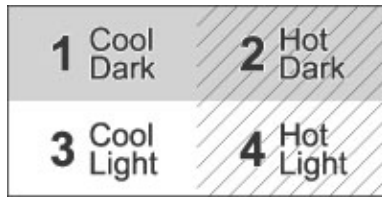
Type of Fruit	Number of Seeds
Peach	1
Orange	5
Apple	6
Melon	36

Which statement is true?

- A. Oranges have more seeds than peaches and melons.
- B. Peaches have more seeds than apples and oranges.
- C. Apples and melons have almost the same number of seeds.
- D. Apples and oranges have almost the same number of seeds.

16.

Use the picture below to answer this question.



Pill bugs live under leaves and logs in the forest. What section of the box would a pill bug move to if it had a choice?

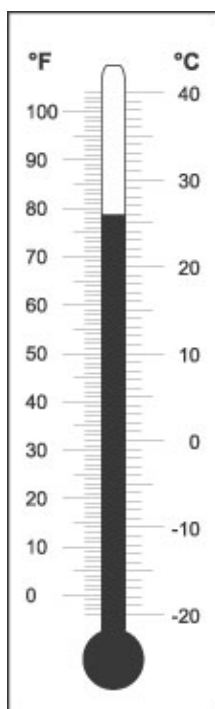
- A. section 1
- B. section 2
- C. section 3
- D. section 4

17. Mary Ann cut her finger on a piece of glass in science class. What should she do?

- A. tell her teacher
- B. keep on working
- C. wipe her finger on her sleeve
- D. shake her finger in the air

18.

Use the picture below to answer this question.



What temperature is shown on the thermometer?

- A. 16°C
- B. 26°C
- C. 34°C
- D. 78°C


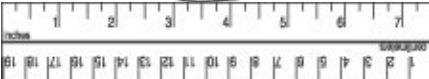


19. Which tool is NOT used to find out about weather?

- A. scale
- B. barometer
- C. thermometer
- D. weather vane

20. Where is the BEST place to find information about heat convection?

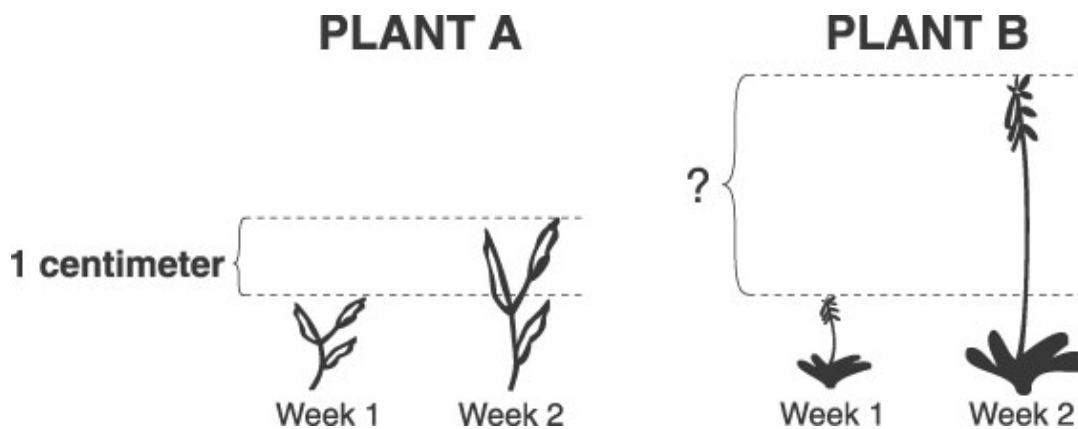
- A. an encyclopedia or computer
- B. a map or globe
- C. a chart or graph
- D. a TV or radio

21. Which should you use when you do an activity in science class that could hurt your eyes?

- A. 
- B. 
- C. 
- D. 
-

22.

Use the pictures below to answer this question.



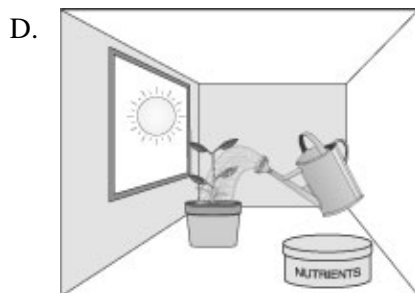
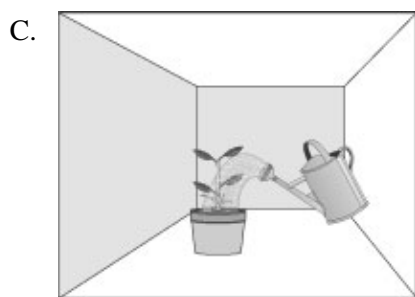
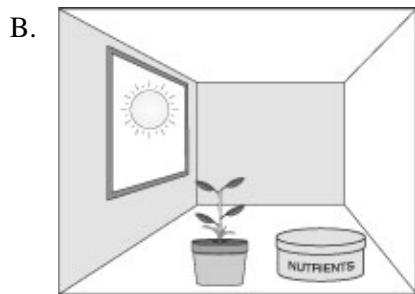
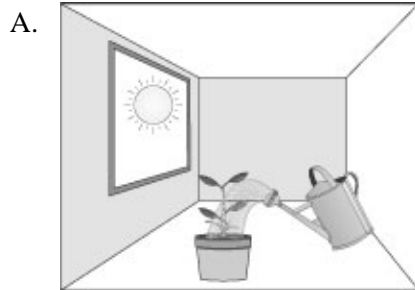
How much did Plant B grow in one week?

- A. 1 centimeter
B. 2 centimeters
C. 3 centimeters
D. 10 centimeters

23. If you spill something in science class, you should

- A. cover the spill with paper and go on doing the experiment.
 - B. tell the teacher so the spill can be cleaned up right away.
 - C. use a scoop to put the spill into a cup.
 - D. use a ruler to push the spill onto the floor.
-

24. Plants need water, sunlight, air, and nutrients to grow tall. Which plant below should grow the tallest?



25. Jimmy's teacher needs to heat water for science class. To be safe, which container should she use?

- A. wooden bowl
- B. plastic pan
- C. glass beaker
- D. straw basket

Copyright (c) 2002 by The Riverside Publishing Company. All Rights Reserved.

THIRD GRADE–SCIENCE(SCIENCE3_2)


(Answer Key)

1. 20 cm
2. large maple tree and small maple tree
3. X3.
- 4.



microscope

5. They lay eggs.
6. people bathing
- 7.



thermometer

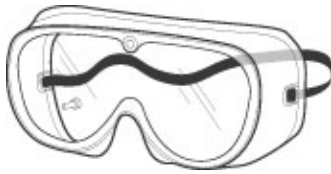
8. an encyclopedia or computer
9. skis
10. weather vane
11. 5 centimeters
12. More trees grow where more rain falls.
- 13.



microscope

14. December, January, and February
15. Apples and oranges have almost the same number of seeds.
16. section 1
17. tell her teacher
18. 26°C
19. scale
20. an encyclopedia or computer

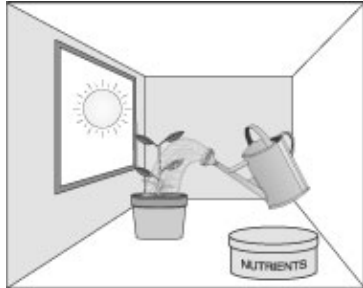
21.



22. 3 centimeters

23. tell the teacher so the spill can be cleaned up right away.

24.



25. glass beaker